SCS PROJECT:

M400 SMOKE GUARD

ATTENTION: TECHNICAL REQUIREMENTS FOR THIS PROJECT

No	DESCRIPTION	REQUIREMENT	RESPONSIBILITY
1	WORKS DONE BY OTHERS	ALL DETAILS PERTAINING TO WORK BY OTHERS IS AN ADVISEMENT ONLY AND IT IS THE RESPONSIBILITY OF THE SUPPLIER AND INSTALLER OF THE ITEM/S TO CONFIRM COMPLIANCE TO ITS SUITABILITY FOR THE PURPOSE AND TO CERTIFY ITS COMPLIANCE TO THE REQUIRED FRL TO THE SATISFACTION OF THE FE OR CERTIFIER.	BUILDER, ARCHITECT, OTHER TRADES
2	SHOP DRAWINGS	APPROVAL OF SHOP DRAWINGS (SIGNITURE AND DATE) IS REQUIRED TO BE RETURNED TO SMOKE CONTROL SYSTEMS BEFORE MANUFACTURE CAN COMMENCE.	BUILDER, ARCHITECT
3	DELIVERIES TO SITE	IF REQD, FORKLIFT TO BE MADE AVAILABLE.	BUILDER
4	VERTICAL MOVEMENT OF PRODUCT	IF REQD, CRANE SHALL BE AVAILABLE TO SMOKE CONTROL SYSTEMS AT AGREED TIME OF DELIVERY. IF THIS IS NOT AVAILABLE, THIS MAY INCUR EXTRA CHARGES.	BUILDER
5	STORAGE	SUFFICIENT CLEAR FLOOR SPACE TO BE MADE AVAILABLE IMMEDIATELY ADJACENT TO EACH INSTALLATION LOCATION.	BUILDER
6	ACCESS TO WORKFACE (INSTALLATION)	REASONABLY ADEQUATE WORKING AREA REQD., MIN 500mm FROM SYSTEM TO STRUCTURE IS IDEAL. SUBJECT TO SITE CONDITIONS.	BUILDER
7	POSSIBLE OBSTRUCTIONS (WHERE PRESENT)	THERE MUST NOT BE ANYTHING INTERFERING WITH THE OPERATION OF CURTAIN IN ANY WAY. MIN. 100mm FROM SYSTEM TO ANY POSSIBLE OBSTRUCTION TO DROP LINE OF BOTTOM BAR IS IDEAL.	BUILDER
8	ACCESS PANELS (INSTALATION WITHIN CEILING CAVITY)	450X450 NOM. ACCESS PANELS TO BE PROVIDED AT THE NOMINATED LOCATION OF CURTAIN CONTROLLER. MAY NOT BE REQD. WHERE REMOVABLE GRID CEILING ALLOWS FOR CLEAR ACCESS TO CURTAIN CONTROLLERS.	BUILDER, CEILING CONTRACTOR
9	POWER REQUIREMENTS	240 VOLT 10 AMP GPO TO BE LOCATED NO MORE THAN 1m AWAY FROM NOMINATED LOCATION OF CURTAIN CONTROLLERS.	BUILDER, ELECTRICAL
10	ALARM SIGNAL, ACTIVATION	0 VOLT NORMALLY CLOSED CONTACT (OPEN ON ALARM) TO BE PROVIDED WITHIN 1 METRE OF CURTAIN CONTROLLER.	BUILDER, ELECTRICAL, FIRE
11	PRESSURISATION, EXHAUST SYSTEMS	TESTED IN ACCORDANCE WITH AS1530.7 FOR AIR (SMOKE) LEAKAGE, PROVIDING ASSURANCE OF THE SYSTEM PERFORMANCE AT ELEVATED TEMPERATURES AND PRESSURES. PRESSURE RESISTANCE MAXIMUM; i) 0PA WHEN DEPLOYING, ii) 50PA WHEN DEPLOYED. TIME DELAY SHOULD BE INCORPORATED INTO THE SMOKE MANAGEMENT SYSTEM SO THAT IT DOES NOT IMPEDE THE OPERATION OF THE SMOKE CURTAIN.	BULDER, MECHANICAL SERVICES
12	TUNING	ALL SCAFFOLDING & OTHER TRADES TO BE CLEAR 2 DAYS PRIOR TO TUNING & COMMISSIONING.	BUILDER
13	COMMISSIONING STAGE 1	PRACTICAL COMPLETION TESTS: PERMANENT POWER & ALARMS CONNECTED FOR DRY RUN PRIOR TO CSC. CURTAINS MUST BE ISOLATED DURING INDIVIDUAL COMMISSIONING OF OTHER ESSENTIAL SERVICES. *(PRODUCT LOCKED IN OPEN POSITION AFTER TESTING)*	SMOKE CONTROL SYSTEMS & BUILDER
14	COMMISSIONING STAGE 2	COORDINATED SERVICES COMMISSIONING (CSC)	SMOKE CONTROL SYSTEMS
15	COMMISSIONING STAGE 3	WITNESS TESTING, FINAL COMMISSIONING & HANDOVER	SMOKE CONTROL SYSTEMS

Sheet List Table

Sheet Number	Sheet Title	REV
00 - SPECIFICATIONS		
0001	COVER SHEET	A
01 - SMOKE CURTAINS		
0102	M400 SMOKEGUARD	A

SYSTEM	COMPONENT	MATERIALS	FRL	COLOUR/FINISH		
SMOKE GUARD M400	HEAD BOX	GALVANISED STEEL	AS1530.7	HEAD BOX		STANDARD WHITE
	SIDE GUIDE RAILS	STAINLESS STEEL		SIDE GUIDE RAILS		STANLESS STEEL FINISH
	FABRIC	SMOKE RATED (200°C)		FABRIC		TRANSLUSCENT ORANGE

PRODUCT SPECIFICATIONS

- THIS DRAWING IS COPYRIGHT AND THE PROPERTY OF THE AUTHOR, AND MUST NOT BE RETAINED, COPIED OR USED WITHOUT THE AUTHORITY OF SMOKE CONTROL SYSTEMS PTY. LTD.
- DO NOT SCALE FROM DRAWING, USE PROVIDED DIMENSIONS ONLY.
- ALL DISCREPENCIES MUST BE BROUGHT TO THE ATTENTION OF AUTHOR.
- SMOKE CONTROL SYSTEMS DO NOT TAKE RESPONSIBILITY OF MEASUREMENTS PROVIDED BY OTHERS.

REV	CHK	REASON	DATE
A	HR	RELEASED	30/06/2023

DISCLAIMER

INFORMATION GIVEN IN SMOKECONTROL.COM.AU AND PUBLICATIONS FOR DOWNLOAD ARE GIVEN TO THE BEST OF OUR KNOWLEDGE AND IN GOOD FAITH. SMOKE CONTROL IS NOT RESPONSIBLE IF RECIPIENTS OF TEST REPORTS, ASSESSMENTS OR LITERATURE MISINTERPRET THE CONTENTS AND WRONGLY USE PRODUCTS BASED ON THOSE MISINTERPRETATIONS. NO LIABILITY IS ACCEPTED FOR ERROR OMISSIONS IN THIS WEB SITE OR OUR DOCUMENTS. IN THE INTERESTS OF IMPROVEMENTS AND CONTINUED DEVELOPMENT SMOKE CONTROL RESERVES THE RIGHT TO CHANGE SPECIFICATION WITHOUT NOTICE.

INFORMATION COPY ONLY

SMOKE CONTROL

WWW.SMOKECONTROL.COM.AU
WWW.SMOKECONTROL.CO.NZ
WWW.SMOKECONTROL.COM

AUSTRALIAN HEADOFFICE
PHONE: 1300 665 471
INFO@SMOKECONTROL.COM.AU

NEW ZEALAND
PHONE: 09 300 1980
INFO@SMOKECONTROL.CO.NZ

PROJECT
SCS-SG
M400 SMOKE GUARD

CLIENT
-

TITLE
COVER SHEET

SUB SET (CATEGORY)
00 - SPECIFICATIONS

DRAWING NUMBER
SCS-SG-0001

REV
A

DRAWN BY
JOANN L

ISSUE STATUS:
INFORMATION ONLY

START DATE
30/06/2023

SCALE
AS SHOWN @A2

FILE: AU23018.dwg -- PLOTTED ON 30/06/2023 BY JOANN LEE

<<< 420mm

<<< 594mm

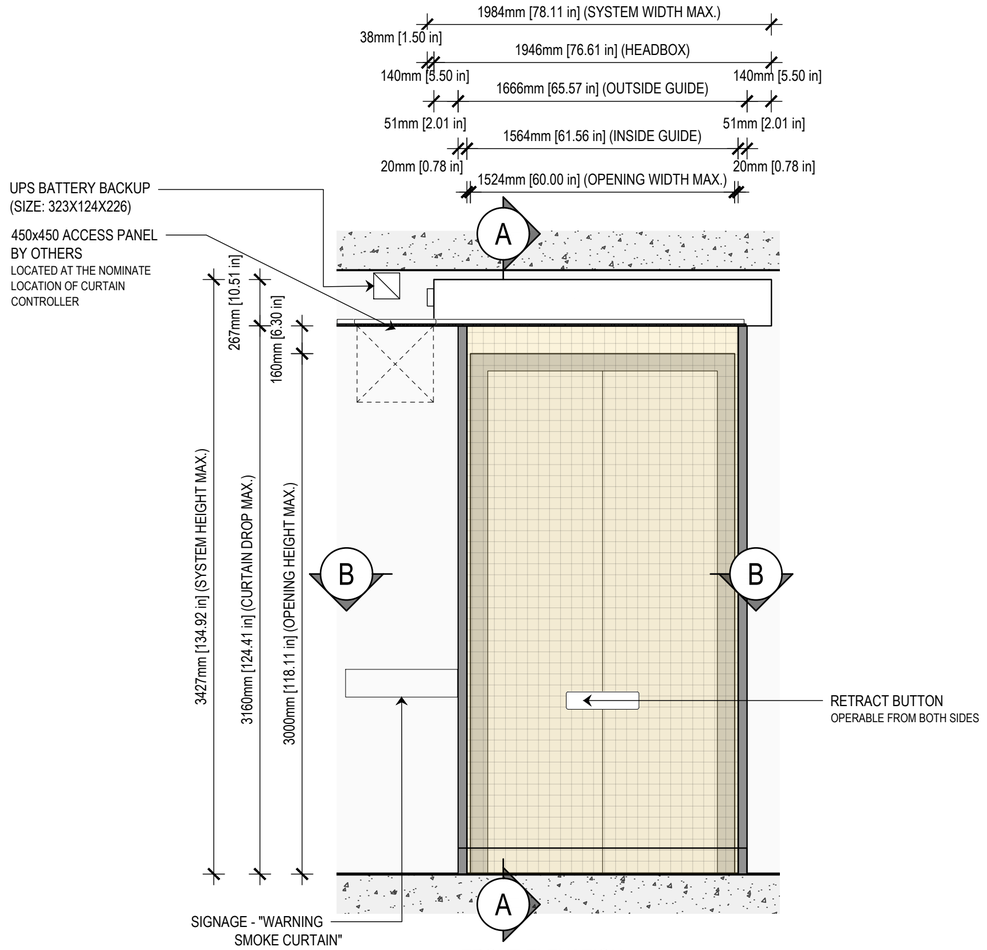

1 FRONT ELEVATION
M400 SMOKEGUARD
SCALE 1:25 @ A2

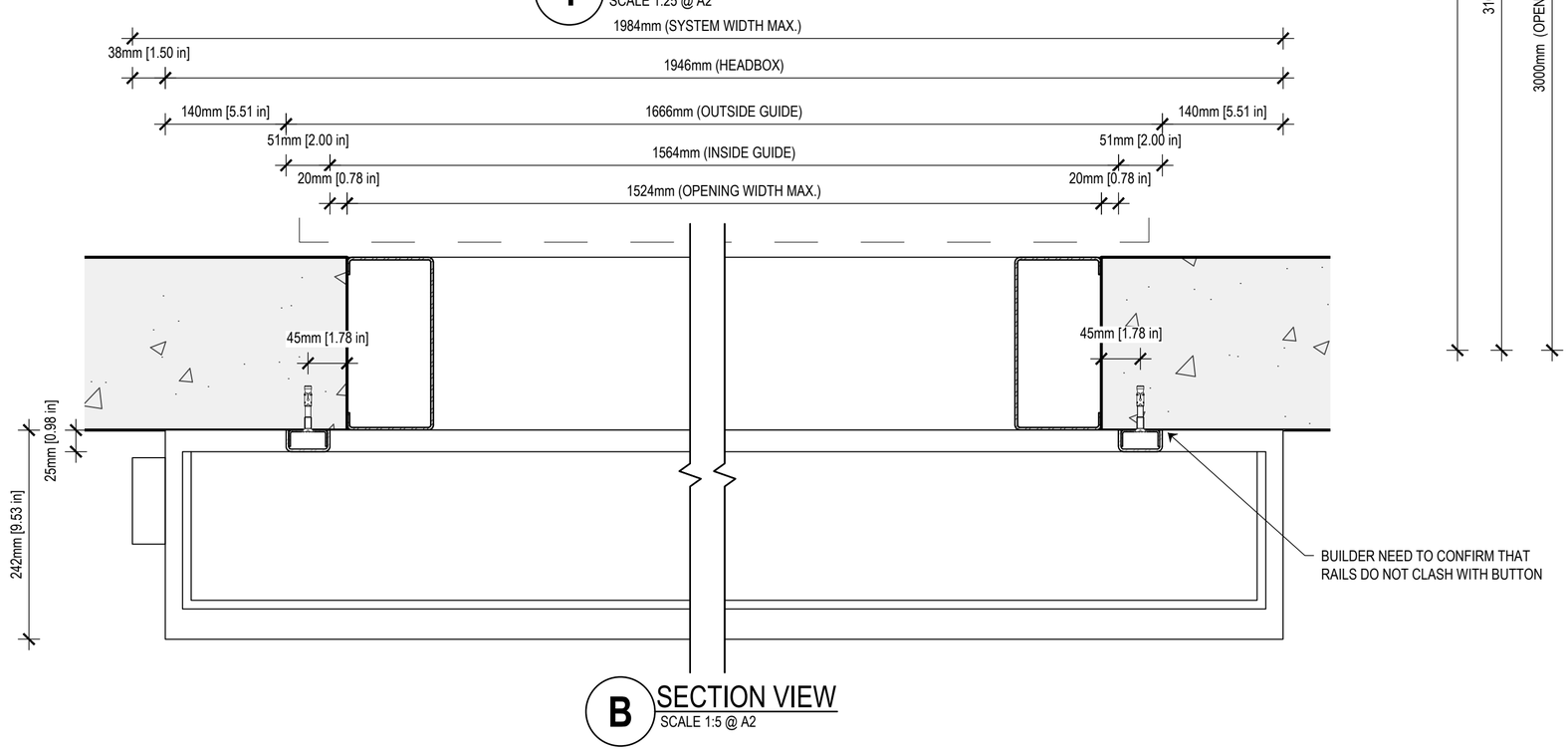

B SECTION VIEW
SCALE 1:5 @ A2

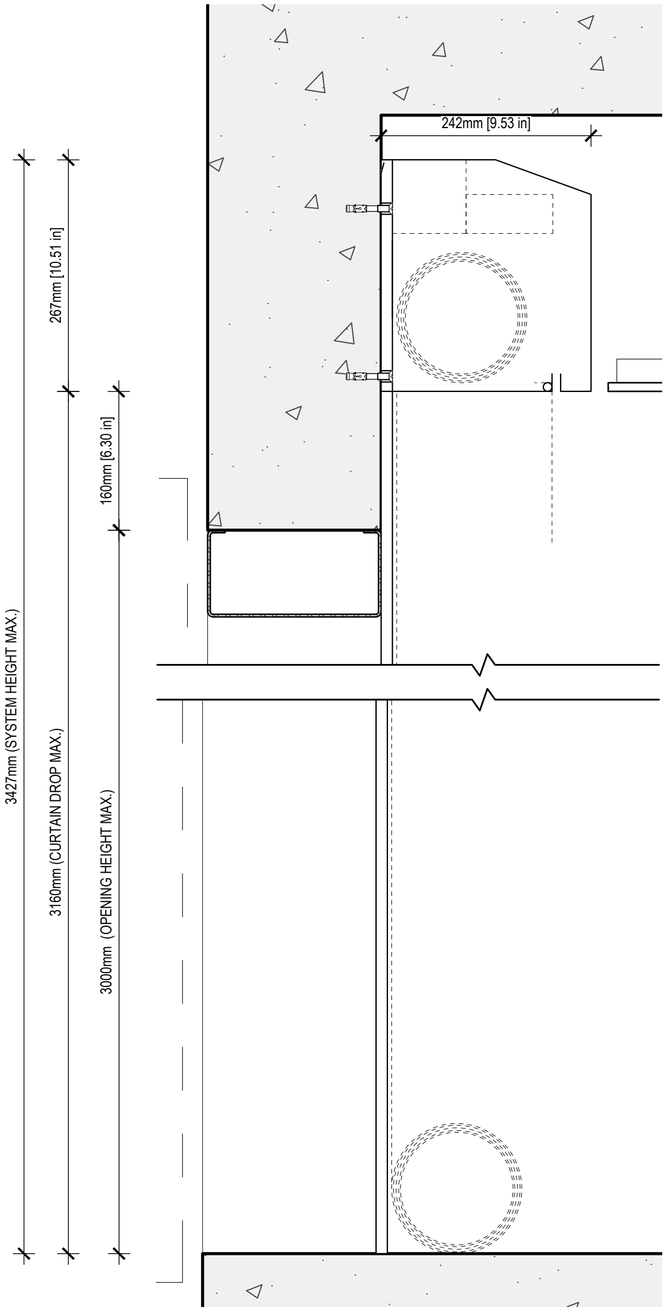

A SECTION VIEW
SCALE 1:5 @ A2

- THIS DRAWING IS COPYRIGHT AND THE PROPERTY OF THE AUTHOR, AND MUST NOT BE RETAINED, COPIED OR USED WITHOUT THE AUTHORITY OF SMOKE CONTROL SYSTEMS PTY. LTD.
- DO NOT SCALE FROM DRAWING, USE PROVIDED DIMENSIONS ONLY.
- ALL DISCREPENCIES MUST BE BROUGHT TO THE ATTENTION OF AUTHOR.
- SMOKE CONTROL SYSTEMS DO NOT TAKE RESPONSIBILITY OF MEASUREMENTS PROVIDED BY OTHERS.

REV	CHK	REASON	DATE
A	HR	RELEASED	29/06/2023

DISCLAIMER

INFORMATION GIVEN IN SMOKECONTROL.COM.AU AND PUBLICATIONS FOR DOWNLOAD ARE GIVEN TO THE BEST OF OUR KNOWLEDGE AND IN GOOD FAITH. SMOKE CONTROL IS NOT RESPONSIBLE IF RECIPIENTS OF TEST REPORTS, ASSESSMENTS OR LITERATURE MISINTERPRET THE CONTENTS AND WRONGLY USE PRODUCTS BASED ON THOSE MISIINTERPRETATIONS. NO LIABILITY IS ACCEPTED FOR ERROR OMISSIONS IN THIS WEB SITE OR OUR DOCUMENTS. IN THE INTERESTS OF IMPROVEMENTS AND CONTINUED DEVELOPMENT SMOKE CONTROL RESERVES THE RIGHT TO CHANGE SPECIFICATION WITHOUT NOTICE.

INFORMATION COPY ONLY

SMOKE CONTROL

WWW.SMOKECONTROL.COM.AU
WWW.SMOKECONTROL.CO.NZ
WWW.SMOKECONTROL.COM

AUSTRALIAN HEADOFFICE
PHONE: 1300 665 471
INFO@SMOKECONTROL.COM.AU

NEW ZEALAND
PHONE: 09 300 1980
INFO@SMOKECONTROL.CO.NZ

PROJECT
SCS-SG
M400 SMOKE GUARD

CLIENT
-

TITLE
M400 SMOKEGUARD

SUB SET (CATEGORY)
01 - SMOKE CURTAINS

DRAWING NUMBER
SCS-SG-0102

REV
A

DRAWN BY
JOANN L

ISSUE STATUS:
INFORMATION ONLY

START DATE
30/06/2023

SCALE
AS SHOWN @A2

FILE: AU23018.dwg -- PLOTTED ON 30/06/2023 BY JOANN LEE

<<< 594mm
420mm >>>